



Diocese of Newcastle



## ***Finance Facts & Figures***

2010 Edition

### **Your Guide to Diocesan Finance**

This booklet gives basic information about the Diocese and Church nationally. We hope it stimulates discussion and raises questions

## **Thank you for your generosity**

Every parish church knows about Parish Share and how hard it can be to raise this money. The Diocese values highly your prompt, regular and often sacrificial giving, without which we would be hard pressed to provide parish ministry across our city, towns and villages.

It may sometimes feel as though parishes see no benefit from Parish Share. This is far from the truth. Parish Share contributions form by far our largest income in the Diocese. This in turn enables us to provide parish priests across the Diocese from Byker to Berwick and Alston to Alnmouth.

Parish Share is based on Christian principles. It enables parishes which are better off to contribute towards the crucial ministry of priests in the less privileged parts of our city and county.

This booklet has been designed to help you see how valuable your giving is, and to see how you have been generously contributing to the life and mission of our Diocese.





## Diocesan Facts

**In the Diocese of Newcastle our mission and ministry is expressed through:**

246	Churches
176	Parishes
125.0	Parochial clergy, including archdeacons and curates, with a stipends, housing, pensions and relocation bill of £4,434,328
6.2	Other clergy working in Evangelism, Training, with young people, etc, with a stipends, pensions, housing and working expenses bill of £241,936
2.3	Chaplaincies at a total cost of £89,462
3.1	Lay advisers at a total cost of £159,461
13.1	Lay staff, including part-time, at a cost of £430,555, which includes pensions and working expenses
48	Church schools

## Paying for our Clergy

**This is the cost to the Diocese in 2009 for a single parish priest**

Stipend	21,370
National Insurance	1,261
Pension	7,741
Housing	3,971
Other direct costs	<u>1,037</u>
	<b>35,380</b>
Training - (pre & post ordination)	1,800
Other support	<u>4,800</u>
Legal/finance & admin/national church	
	<b><u>41,980</u></b>

**The cost to the Diocese of clergy pensions has increased radically over the last few years. This is because the national Church has handed over this responsibility to the Dioceses.**

£8,057	Was the annual pension contribution per person payable from April 2009 to March 2010 (increased to £9,104 in April 2010)
£13,093	Was the maximum annual pension payable to clergy retiring at or after age 65 from April 2009 (increased to £13,486 from April 2010)
£1,086,051	Was the total amount included in the 2009 accounts for clergy pension contributions (including pensions for supporting ministers)
28.4%	Was how much of parish share received in 2009 went towards paying for clergy pensions

## **Supporting the Ministry of our Diocese**

### **The Parish Priest.....**

You can see that the vast majority of our costs is in the provision of Parish Priests, their stipends, housing and pensions.

### **Supporting Ministers.....**

Parish Priests are supported by a specialist team of supporting ministers who, along with staff at Church House, offer skills, advice and hands-on expertise for Parishes throughout the year.

### **Church House.....**

The administrative centre of the Diocese for help with accounts, legal advice, training, parsonages and for the administration of the system.

### **Church Schools.....**

God's mission is carried forward through church schools as well as churches. The Diocesan Education Board promotes outstanding Christian education in the 48 church schools in the Diocese.

**Our Giving enables mission and ministry in our parish**

**and wider community as we all strive to be**

**GENEROUS—ENGAGED—OPEN**

## Diocesan Finances

### An overview of the Diocesan financial situation for 2009

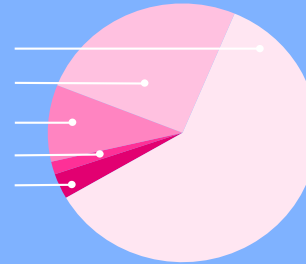
- ◆ Income reduced from £6.43m to £6.31m
- ◆ Expenditure reduced from £6.64m to £6.63m
- ◆ Net result (before gains and losses) was a deficit of £318k
- ◆ Overall net movement on funds resulted in our spending £123k of our capital funds
- ◆ Parish Share and National Church allocations account for 84% of the total income for the Diocese
- ◆ National Church Allocations includes £92k Mission Development Funding for parishes in the Diocese

**You can see this expressed graphically on the next page**

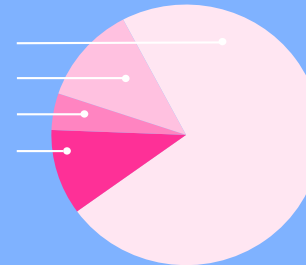


**Income**

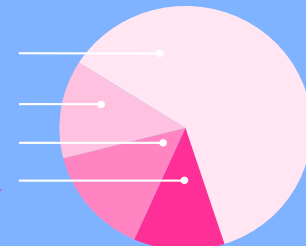
	£m
Parish Share Collections	3.8
National Church Allocations	1.6
Assigned Fees & Grants	0.6
Income from Investments	0.1
Earned Income	0.2
<b>Total</b>	<b>6.3</b>

**Expenditure**

Clergy	4.8
Supporting Mission and Ministry	0.8
National Church	0.3
Governance & Admin	0.7
<b>Total</b>	<b>6.6</b>

**Funds & Assets**

Clergy Houses	13.6
Other Properties	2.9
Investments with CCLA	3.2
Other Assets	2.6
<b>Total</b>	<b>22.3</b>



## Parish Share 2009

- ◆ Parish share collected amounted to 90.6% of the total requested
- ◆ Share requested                    £4,229k  
Received                                £3,829k  
= Shortfall of £400k
- ◆ Cumulative shortfall over last 5 years of £1,892k
- ◆ Largest item of expenditure continues to be Clergy cost (73%)
- ◆ Supporting ministry costs were 12% of total
- ◆ Governance and Admin costs were 10% of total

If the amount of Parish Share collected had been raised by 7.8% (i.e. £300k) then the Diocese would not have had a deficit in 2009. This could have been achieved by each 'regular giver' giving on average a further **£30.45** each year (**i.e 59p per week**).

**Could we manage that next year?**



## Giving

We are delighted with the way in which giving is increasing year on year. However, it can be seen that we give well below the average across the country. Could we find a way to give as generously as other Dioceses?

	2006	2007	2008
National annual weekly average giving by tax-efficient (TE) planned givers	£8.62	£9.38	£9.77
Highest national weekly diocesan average by TE planned givers	£13.52	£16.15	£18.39
Lowest national weekly diocesan average by TE planned givers	£5.14	£5.41	£5.61
Newcastle Diocese average weekly giving by TE planned givers	£6.40	£6.57	£7.16
Newcastle Diocese position in the 'Giving League' of forty three diocese	39th	38th	39th
Number of TE planned givers in the Newcastle Diocese	8,400	7,800	7,700
Capital sum of legacies to parishes in the Newcastle Diocese	£307,000	£355,000	£641,000
Sum donated through total donor income being TE planned giving & tax recovered and collections and all other recurring donations	£5,055,000	£5,419,000	£5,647,000
Sum donated in TE planned giving (excluding tax) in the Newcastle Diocese	£2,802,000	£2,665,000	£2,850,000

## **Our giving is:**

- a loving and grateful response to God's superabundant generosity to us
- a way of enabling God's mission to continue in and through us
- a way of being part of the Church of Jesus Christ, and of expressing our responsibility within the Church

## **What Should I Do?**

### **Give Thanks:**

Give thanks for everything with which God has blessed you. Do this regularly, as the more often we give thanks, the more we realise how much we have been given.

### **Give Regularly:**

Commit or re-commit to giving money regularly to the church and to other charities. Review your giving in other areas, such as time and hospitality.

### **Give Generously:**

General Synod has challenged church members as an initial target to give 5% (or £1 in every £20) of their after-tax income to and through the church, and a similar amount to other work that helps to build God's Kingdom.

### **Give Yourself:**

Be involved with the organisations you support. Spend time praying for the work of your church and that of other causes you support. Keep up to date with what they are doing so that your prayers and your giving are properly informed.

## Need Help with Parish Giving?

**For further information  
and/or help with Funding Programmes  
call for a chat or to set up a meeting**

Contact: Richard Gascoyne  
Tel: 0191 270 4136  
E-mail: [r.gascoyne@newcastle.anglican.org](mailto:r.gascoyne@newcastle.anglican.org)

Graham Barnard  
Diocesan Secretary  
Tel: 0191 270 4100  
E-mail: [g.barnard@newcastle.anglican.org](mailto:g.barnard@newcastle.anglican.org)

**OR**

**Go to the Diocesan Web Page:**

**[www.newcastleanglican.org](http://www.newcastleanglican.org)**



*Mission & Ministry*



*Parish Funding*



Church House, St John's Terrace  
North Shields. NE29 6HS  
Tel: 0191 270 4100 Fax: 0191 270 4101

